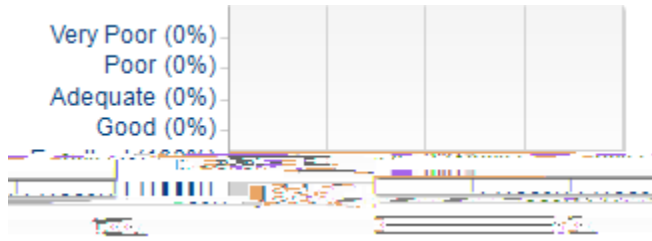








## II Course Design - Students' Ratings on the Following Statements:

1. The course structure, goals and requirements were clear




Statistics	Value
Response Count	4
Mean	5.00
Median	5.00
Standard Deviation	+/-0.00

2. The materials provided for learning the course content (e.g. handouts, posted material, lab manuals) were clear




Statistics	Value
Response Count	4
Mean	5.00
Median	5.00
Standard Deviation	+/-0.00

3. The assigned work helped your understanding of the course content




Statistics	Value
Response Count	4
Mean	5.00
Median	5.00
Standard Deviation	+/-0.00

4. The course provided opportunities for you to become engaged with the course material, for example through class discussions, group work, student presentations, on-line chat, or experiential learning




Statistics	Value
Response Count	4
Mean	5.00
Median	5.00
Standard Deviation	+/-0.00

5. The methods of assessment used to evaluate your learning in the course were fair



Statistics	Value
Response Count	4
Mean	5.00
Median	5.00

6. The course provided relevant skills and information (e.g. to other courses, your future career, or other contexts)



Statistics	Value
Response Count	4
Mean	5.00

CES Roll-up by Faculty Code Report (GS 201509)

Standard Deviation	+/-0.00	Median	5.00
		Standard Deviation	+/-0.00

### III Statements About The Students:


My primary reason for taking the course.



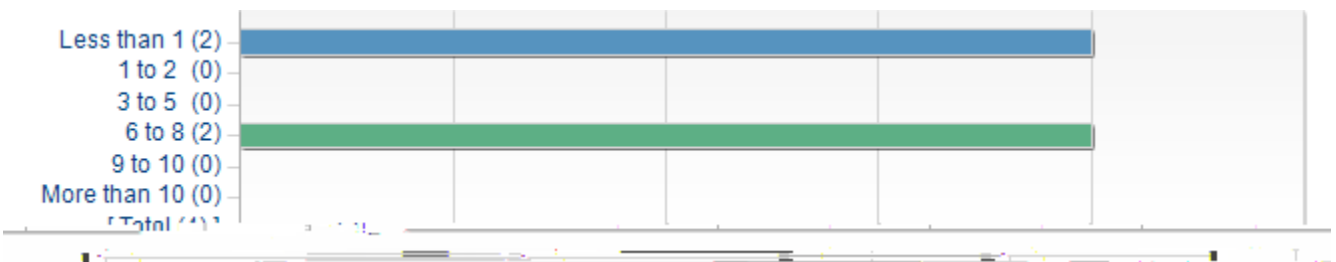
The approximate number of classes or labs that I did not attend



Relative to other courses I have taken at UVic, the workload in this course was



The approximate number of hours per week I spent studying for this course outside of class time:



As a result of my experience in this course, my interest in the material:

